

Powered by



# 6FM5 ▶ 12V5.0Ah

6FM5 is a general purpose battery up to 5 years in standby service or more than 260 cycles at 100% discharge in cycle service. As with all Baykee batteries, all are rechargeable, highly efficient, leak proof and maintenance free.



## ► Specification

Cells Per Unit	6
Voltage Per Unit	12
Capacity	5.0Ah @ 20hr-rate to 1.75V per cell @25°C (77°F)
Weight	Approx. 1.63 kg(3.586 lbs)
Max. continuous discharge current	75A(5 sec)
Internal Resistance	Approx. 25 mΩ
Operating Temperature Range	Discharge: -15°C~50°C ( 5°F~122°F) Charge: -15°C~40°C ( 5°F~104°F) Storage: -15°C~40°C ( 5°F~104°F)
Nominal Operating Temperature Range	25°C±3°C (77°F±5°F)
Float Charging Voltage	13.5 to 13.8 VDC/unit Average at 25°C (77°F)
Recommended Maximum Charging Current Limit	1..5A
Equalization and Cycle Service	14.5 to 14.9 VDC/unit Average at 25°C (77°F)
Max.Upper charge voltage limit	16.5 VDC/unit Average at 25°C (77°F)
Self Discharge	Baykee Batteries can be stored for more than 6 months at 25°C (77°F). Please charge batteries before using. For higher temperatures the time interval will be shorter.
Terminal	F2-Faston Tab 250
Container Material	ABS(UL 94-HB) & Flammability resistance of (UL 94-V0) can be available upon request.



CTK20141211018

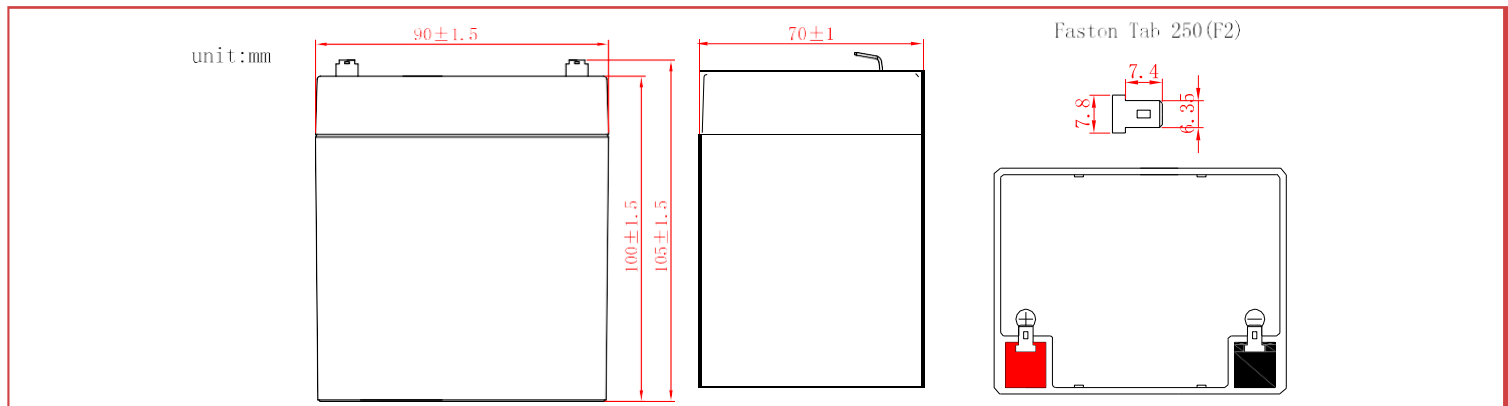


Baykee-manufactured VRLA (Absorbent Glass Mat type) batteries are UL-recognized components under UL2000.

Baykee is also certified by ISO 9001 and ISO 14001.

## ► Dimensions :

Unit: mm	Overall Height (H) 105±1.5	Container height (h) 100±1.5	Length (L) 90±1.5	Width (W) 70±1
----------	-------------------------------	---------------------------------	----------------------	-------------------



## Constant Current Discharge Characteristics Unit:A (25°C, 77°F)

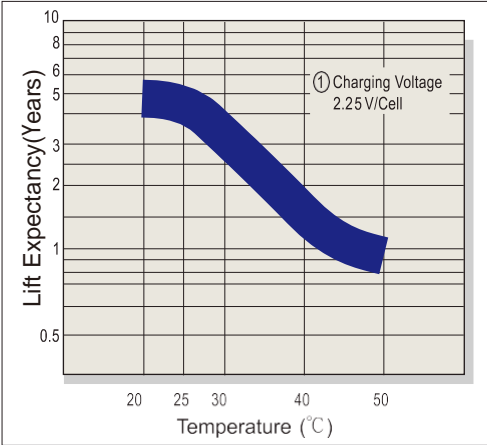
F.V/Time	5min	15min	30min	1h	3h	5h	10h	20h
1.60V	18.8	8.8	5.29	3.03	1.34	0.92	0.501	0.268
1.67V	17.5	8.5	5.17	2.94	1.33	0.91	0.498	0.265
1.7V	16.6	8.2	5.08	2.89	1.32	0.89	0.494	0.263
1.75V	15.6	7.5	4.94	2.82	1.30	0.88	0.489	0.260
1.8V	13.9	7.2	4.66	2.72	1.26	0.84	0.476	0.252
1.85V	12.4	6.6	4.22	2.64	1.19	0.79	0.458	0.244

## Constant Power Discharge Characteristics Unit:W (25°C, 77°F)

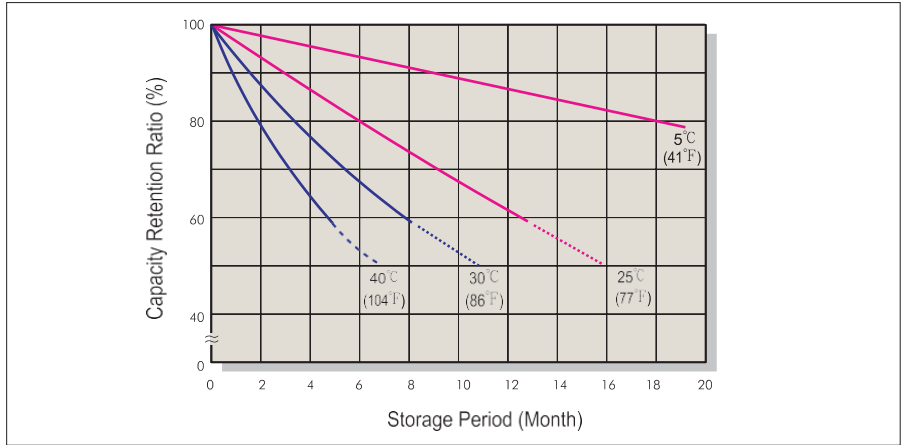
F.V/Time	5min	15min	30min	1h	3h	5h	10h	20h
1.60V	34.5	16.7	10.2	5.96	2.64	1.81	0.986	0.531
1.67V	32.6	16.4	10.1	5.84	2.67	1.80	0.987	0.529
1.7V	30.8	15.7	9.9	5.72	2.63	1.77	0.979	0.525
1.75V	28.9	14.4	9.6	5.58	2.59	1.75	0.968	0.521
1.8V	25.8	13.8	9.1	5.38	2.51	1.67	0.942	0.503
1.85V	23.2	12.7	8.3	5.26	2.39	1.59	0.915	0.492

Ratings presented herein are subject to revision without notice. Please refer to [www.baykee.com.pk](http://www.baykee.com.pk) to confirm the latest version.

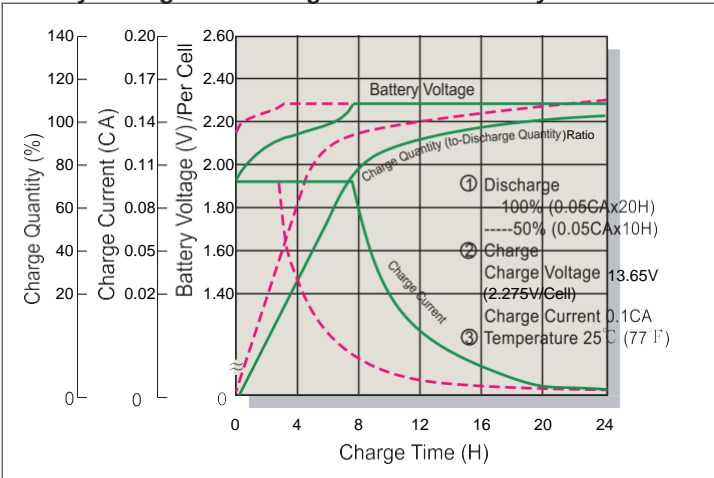
### Trickle(or Float)Design Life



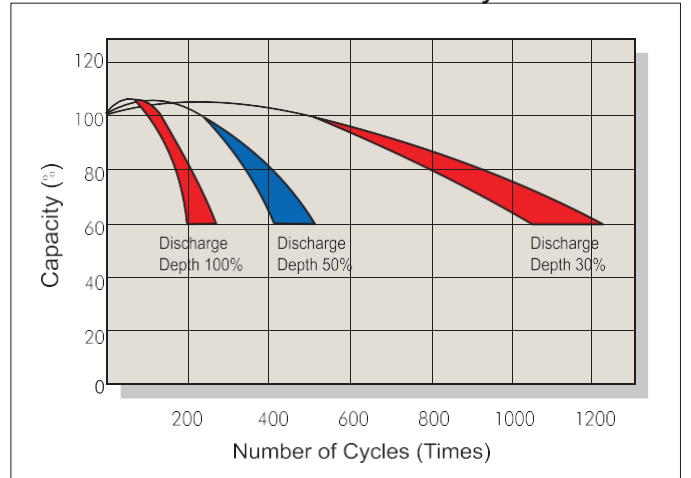
### Capacity Retention Characteristic



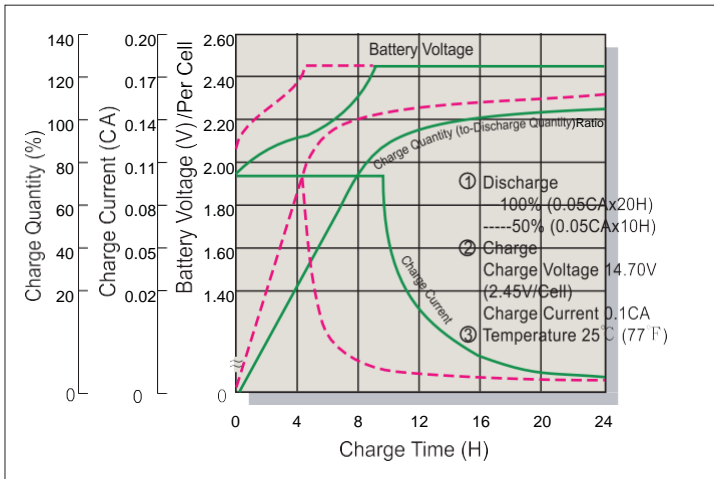
### Battery Voltage and Charge Time for Standby Use



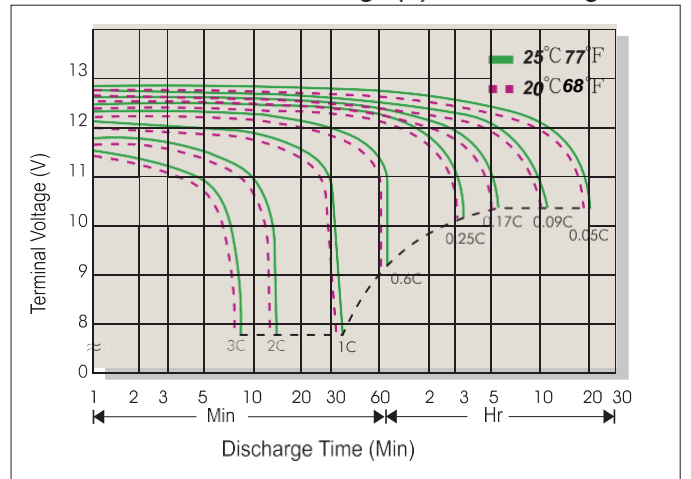
### Cycle Service Life



### Battery Voltage and Charge Time for Cycle Use



### Terminal Voltage (V) and Discharge Time



### Charging Procedures

Application	Charge Voltage(V/Cell)			Max.Charge Current
	Temperature	Set Point	Allowable Range	
Cycle Use	25(77°F)	2.45	2.40~2.50	0.4C
Standby	25(77°F)	2.275	2.25~2.30	

### Discharge Current VS. Discharge Voltage

Final Discharge Voltage V/Cell	1.75	1.70	1.65	1.60
Discharge Current(A)	0.2C>(A)	0.2C<(A)<0.5C	0.5C<(A)<1.0C	(A)>1.0C

### Effect of temperature on capacity (20HR)

Temperature	Dependency of Capacity (20HR)
40°C	102%
25°C	100%
0°C	85%
-15°C	65%

### Self-discharge Characteristics

Charge Voltage(V/Cell)	Charge Voltage(V/Cell)
3 Months	91%
6 Months	82%
12 Months	64%